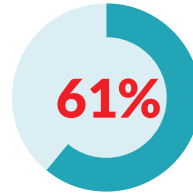
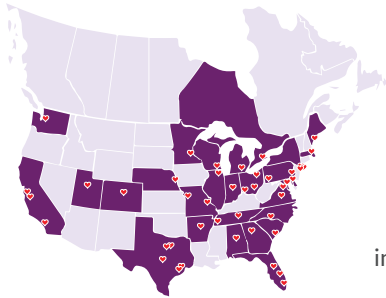


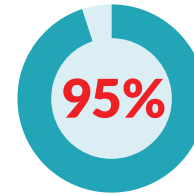
OUR CENTERS

**44**  
centers in North America

**7**  
committees comprised of **physicians, APPs, nurses, parents, & data managers**



of centers participate in network-wide **quality improvement (QI)**



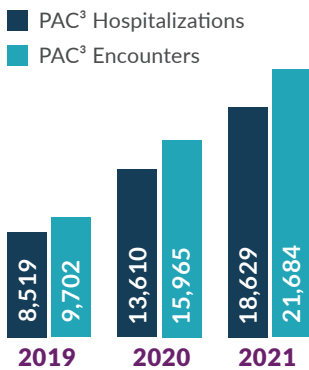
of centers are attending network **conferences**



**Health Equity**  
We're committed to improving outcomes for all patients at all centers.

OUR DATA & REGISTRY

Data has been validated through rigorous auditing. **88%** of data submitted in timely manner.



**PAC<sup>3</sup> Hospitalizations**

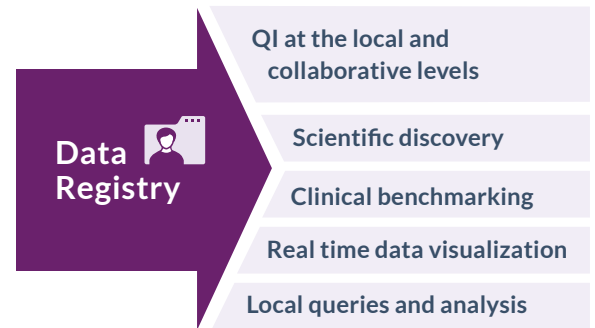
**51,132**

**PAC<sup>3</sup> Encounters**

**59,430**

**TOTALS**

Total counts include data submitted to ArborMetrix from **Feb. 2019 - Sept. 2022.**



OUR PROJECTS

Chest Tube QI Project

**23.7%** (89 vs. 68 hours)  
reduction in chest tube duration

**12.5%** (8 vs. 7 days)  
reduction in LOS days



**18** centers participating



**Hearts to Home**

**18** centers testing changes to help kids get home faster

**12**

centers engaged in a formal QI education class series



Inpatient Education Series

Sharing knowledge and innovations for new and established ACCU team members



Total views of live and recorded webinars:

**>2,000**

Webinars hosted (and posted on [HeartUniversity.org](https://www.heartuniversity.org)):

**11**

**75** abstracts presented to conferences for **All Teach, All Learn**



**9** Publications

**7** QI/Research Explained (in English & Spanish)